

serie chiodatrici SCL series	modello	misure impiegabili (mm)	capacità caricatore (n.punti)	pressione (kg/cm ²)	peso (kg)	consumo aria (litri/colpo)	dimensioni (mm - L x W x H)
	model	applicable sizes (inch)	magazine capacity (pieces)	pressure (PSI)	weight (lbs)	air consumption (l/cycle)	dimensions (inch - L x W x H)

INCUDINI / ANVIL

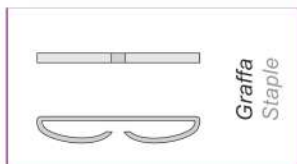
DESCRIZIONE DESCRIPTION

In sostituzione all'incudine standard, sono disponibili a richiesta altri modelli di incudini, che permettono differenti chiusure della graffa.

In addition to the standard anvil version, special anvils can be made on request, which allow a different staple-clinching



98.06



Graffa
Staple



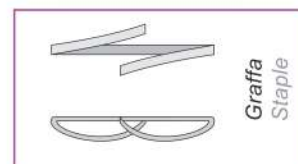
98.06-6



Graffa
Staple



98.06-7



Graffa
Staple

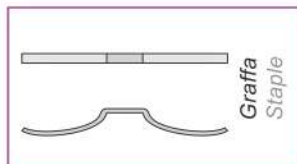
PER AUTOMAZIONI FOR AUTOMATIONS

ROC16, ROP16,
ROC25, ROP25.
(3G, 26, 64, 80, 50, 65, 40,
4097, SJK)

Specificare sempre il tipo di punto
utilizzato.
Always specify the type of fasteners.



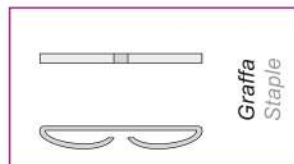
98.06-4



Graffa
Staple



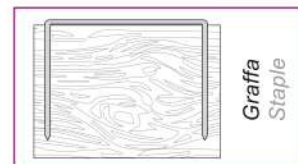
98.06-8



Graffa
Staple



98.06-800



Graffa
Staple