

Manuale d'uso, manutenzione e parti di ricambio
Manual for use, maintenance and spare parts
Bedienungs- und Wartungshandbuch sowie Ersatzteilliste
Mode d'emploi, de maintenance et pièces de rechange
Manual de uso, mantenimiento y recambios
Εγχειρίδιο χρήσης, συντήρησης και ανταλλακτικών
Manual de uso, manutenção e peças sobresselentes
Handleiding voor gebruik, onderhoud en wisselstukken
Kullanım, bakım ve yedek parça kılavuzu

Parte 2
Part 2
Teil 2
Partie 2
Part 2
Μέρος 2
Parte 2
Deel 2
Kısım 2



CN38.100 EPAL

cod. 195MCN38110A1



Warning: Please read the instructions and warnings for this tool carefully before use. Failure to do so could lead to serious injury.

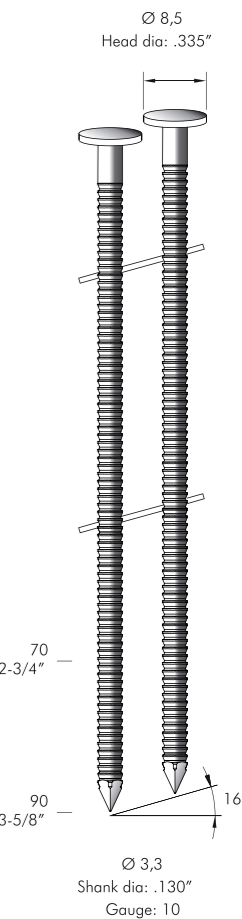
Dati tecnici
 Technical data
 Technische Daten

Caractéristiques techniques
 Datos técnicos
 Τεχνικά χαρακτηριστικά

Dados técnicos
 Technische gegevens
 Teknik veriler

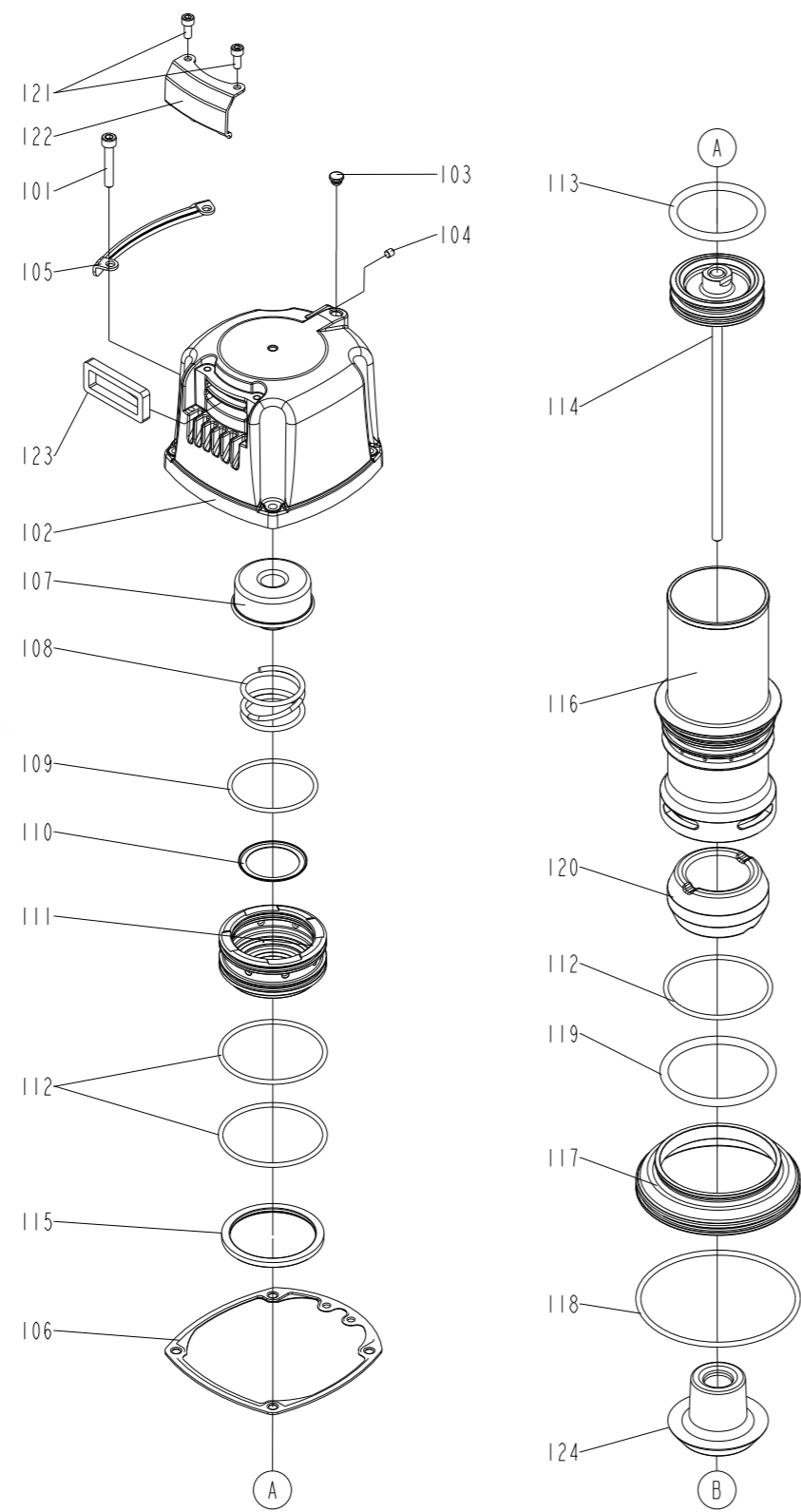
Misure impiegabili mm Lengths mm Verwendbare Nagellänge mm	Dimensions utiles mm Medidas de longitud mm Μήκος Αναλωσίμου - mm	Medidas utilizáveis mm Toepasbare afmetingen mm Boy mm	57 ÷ 100
Capacità caricatore n° punti Magazine capacity Magazinkapazität Nägel	Capacité chargeur n° de points Capacidad cargador n° puntos Δωνατοτητα γεμιστρα	Capacidade carregador n° pontos Capaciteit magazijn in aantal spijkers Dergi kapasitesi	180
Pressione d'esercizio Operating pressure Betriebsdruck	Pression d'exercice Presión de servicio Πίεση λειτουργίας	Pressão de serviço Werkdruk Çalışma basıncı	5 ÷ 8 bar 70 ÷ 115 psi
Consumo aria litri/colpo Air consumption litres/stroke Luftverbrauch Liter/Schuss	Consommation d'air litres/coup Consumo aire litros/golpe Κατανάλωση αέρα - λίτρα/βολή	Consumo ar litros/disparo Luchtverbruik liter/slag Litre/vuruş hava tüketimi	3,30
Peso kg Weight kg Gewicht kg	Poids kg Peso kg Βάρος - kg	Peso kg Gewicht in kg Ağırlık kg	5,25
Dimensioni mm Dimensions mm Abmessungen mm	Dimensions mm Dimensiones mm Διαστάσεις mm	Dimensões mm Afmetingen mm Boyutlar mm	338x153x418 (LxWxH)
UNI EN 12549 :2009 UNI EN ISO 4871 :2009 Pressione sonora in pos. operatore Sound pressure in operator's position Schalldruck am Arbeitsplatz	Pression sonore poste Opérateur Presión sonora en la pos. del operador Ηχητική πίεση στη θέση του Χειριστή	Pressão sonora na posição Operador Geluidsdruk op de werkplaats Operatör pozisyonunda ses basıncı	95,7 dB(A) (K= 2,5 dB)
UNI EN 12549 :2009 UNI EN ISO 3746 :2011 UNI EN ISO 4871 :2009 Potenza sonora emessa Sound power emitted Emittierte Schallleistung	Puissance sonore émise Potencia sonora emitida Εκπεμπόμενη ηχητική ισχύς	Potência sonora emitida Geëmitteerd geluidsvermogen Çıkan ses gücü (ses desibel)	96,9 dB(A) (K= 2,5 dB)
UNI CEN ISO/TS 8662-11 :2006 UNI EN ISO 5349-2 :2004 UNI EN 12096 :1999 Emissione vibratoria sull'impugnatura Vibratory emissions on handle Vibrationsmission am Griff	Émission vibratoire sur la prise en main Emisión de vibraciones en la empuñadura Εκπεμπόμενες δονήσεις στη λαβή	Emissão vibratória na empunhadura Trillingsmissie op de handgreep Tutamak üzerinde vibrasyon emisyonları	5,35 m/s² (K= 2,14 m/s ³)

CNWE33



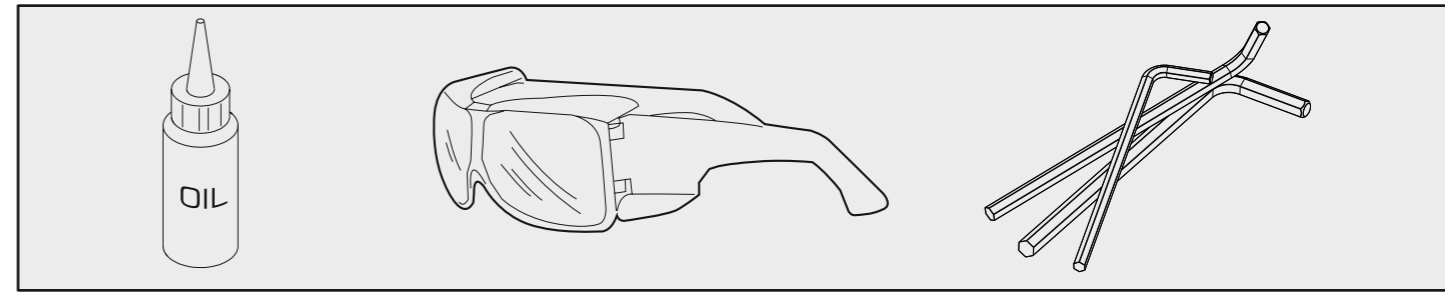
Ref. No. Part No. Description

101	2MCN2970-A438	Hex. Soc. Hd. Bolt
102	2MSN2213-A102	Cap
103	2MCN2970-A103	Grommet
104	2MCN2970-A104	Hex. Soc. Hd. Screw
105	2MSN2213-A105	Guide Cover
106	2MSN2213-A106	Cylinder Cap Seal
107	2MSN2213-A107	Seal
108	2MSN2213-A108	Compression Spring
109	2MCN2970-A112	O-Ring
110	2MSN2213-A110	Washer
111	2MSN2213-A111	Hd. Valve Piston
112	2MSN2213-A112	O-Ring
113	2MSN2213-A113	O-Ring
114	2MCN3811-A114	Driver Unit
115	2MSN2213-A115	Collar
116	2MCN3810-A116	Cylinder
117	2MCN3810-A117	Cylinder Spacer
118	2MSN2213-A118	O-Ring
119	2MSN2213-A119	O-Ring
120	2MSN2213-A120	Bumper-A
121	2MSN2213-A121	Hex. Soc. Hd. Bolt
122	2MSN2213-A122	Deflector
123	2MCN3810-A123	Muffler
124	2MSN2213-A124	Bumper-B
200	2MCN2970-A200	Trigger Valve Unit
201	2MCN2970-A201	O-Ring
202	2MCN2970-A202	Plunger Cap
203	2MCN2970-A203	O-Ring
204	2MCN3165-A205	O-Ring
205	2MCN2970-A205	Valve Plunger
206	2MCN3165-A206	O-Ring
207	2MCN2970-A207	Spring
208	2MCN2970-A208	O-Ring
209	2MCN2357-A209	Plunger
210	2MCN2970-A210	Trigger Valve Head
211	2MCN2970-A211	Pin
212	2MCN2970-A212	Cover-Plunger
213	2MCN2970-A213	O-Ring
214	2MCN2970-A214	O-Ring
215	2MCN2357-A219	Spiral Pins
216	2MCN2970-A216	Secondary Trigger
217	2MCN2357-A217	Trigger
218	2MCN3165-A216	Spring Pin
219	2MCN2970-A219	Spiral Pins
301	2MCN3810-A301	Gun Body Unit
302	2MCN2970-A302	O-Ring
303	2MCN2970-A303	End Cap
304	2MCN3165-A304	Dusty Cover
305	2MCN3165-A305	Air Plug
401	2MSN2213-A401	O-Ring
402	2MCN3810-A402	Muzzle Protector
403	2MCN3811-A403	Nose Piece
404	2MSN2213-A403	Hex. Soc. Hd. Bolt
405	2MCN2970-A405	O-Ring
406	2MCN3383-A406	Feed Piston B
407	2MCN3383-A407	O-Ring
408	2MCN3383-A408	Feed Bumper
409	2MCN3383-A409	Bolt Assy
410	2MCN3810-A410	Pusher Spring
411	2MCN3383-A411	Feed Piston Cap
412	2MCN3383-A412	C-Ring
413	2MCN2970-A422	Dust Shield Plug
414	2MCN3810-A414	Door Latch
415	2MCN3810-A415	Latch Spring
416	2MCN3810-A416	Door
417	2MCN2970-A416	Pu Retainer
418	2MCN3810-A418	Pin
419	2MCN2970-A418	Stopper Finger Spring
420	2MCN2970-A419	Nail Stop
421	2MCN3810-A421	Pin-Nail Stop
422	2MCN3810-A422	Door Shaft Pin
423	2MCN3810-A423	Safety
424	2MCN3810-A424	Safety Spring
425	2MCN2970-A425	Safety Guide
426	2MCN3810-A426	Magazine Case
427	2MCN3810-A427	Magazine Post
428	2MCN3810-A428	Rubber Ring
429	2MCN2970-A429	Spring Base
430	2MCN3810-A430	Spacer
431	2MCN2970-A432	Spacer
432	2MCN3383-A431	Pull Spring
433	2MCN3810-A433	Magazine Cover
434	2MCN2970-A435	Pin Feed Piston
435	2MCN3811-A435	Feed Finger
436	2MCN3383-A435	Feed Piston
437	2MCN3383-A436	Feed Finger Spring



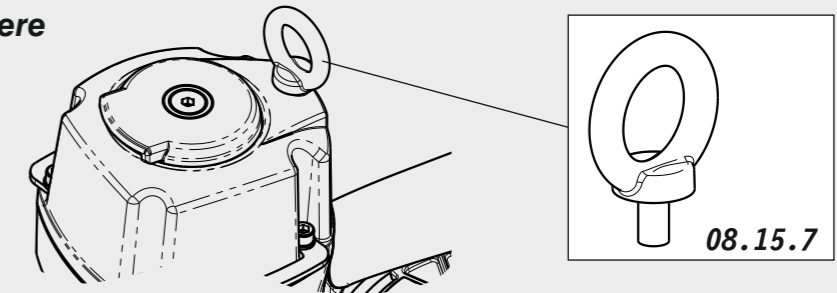
438	2MCN2970-A412	Hex. Soc. Hd. Bolt
439	2MCN3810-A439	Spring Cover
440	2MCN2970-A442	Bolt Cap
441	2MCN3810-A441	Magazine Shaft Pin
442	2MSN2213-A409	Flat Washer
444	2MCN3165-A416	Urethane Retainer
445	2MCN2357-A439	Protector Washer
447	2MSN2213-A440	Second handle Base Unit
448	2MSN2213-A441	Handle
449	2MCN3810-A449	Grommet
450	2MSN2213-A439	Rubber Pad
500	2MSN2213-K216	Sequential actuation KIT

Dotazioni - Equipment - Ausstattung - Outillage - Dotaciones - Εξοπλισμός
Dotações - Uitrusting - Donanımlar



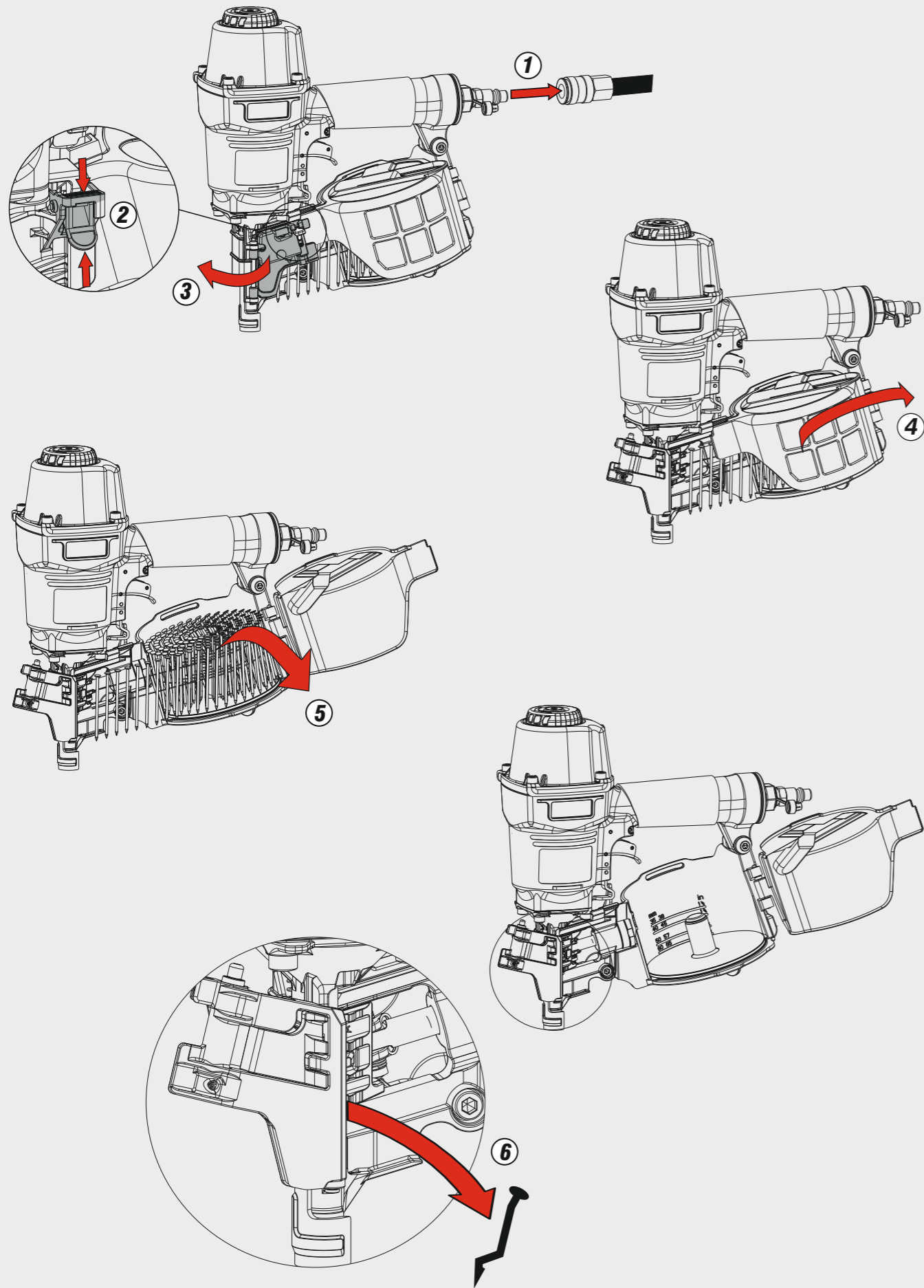
Accessori a richiesta - Upon request accessories

Supporto bilanciere
Tool hanger

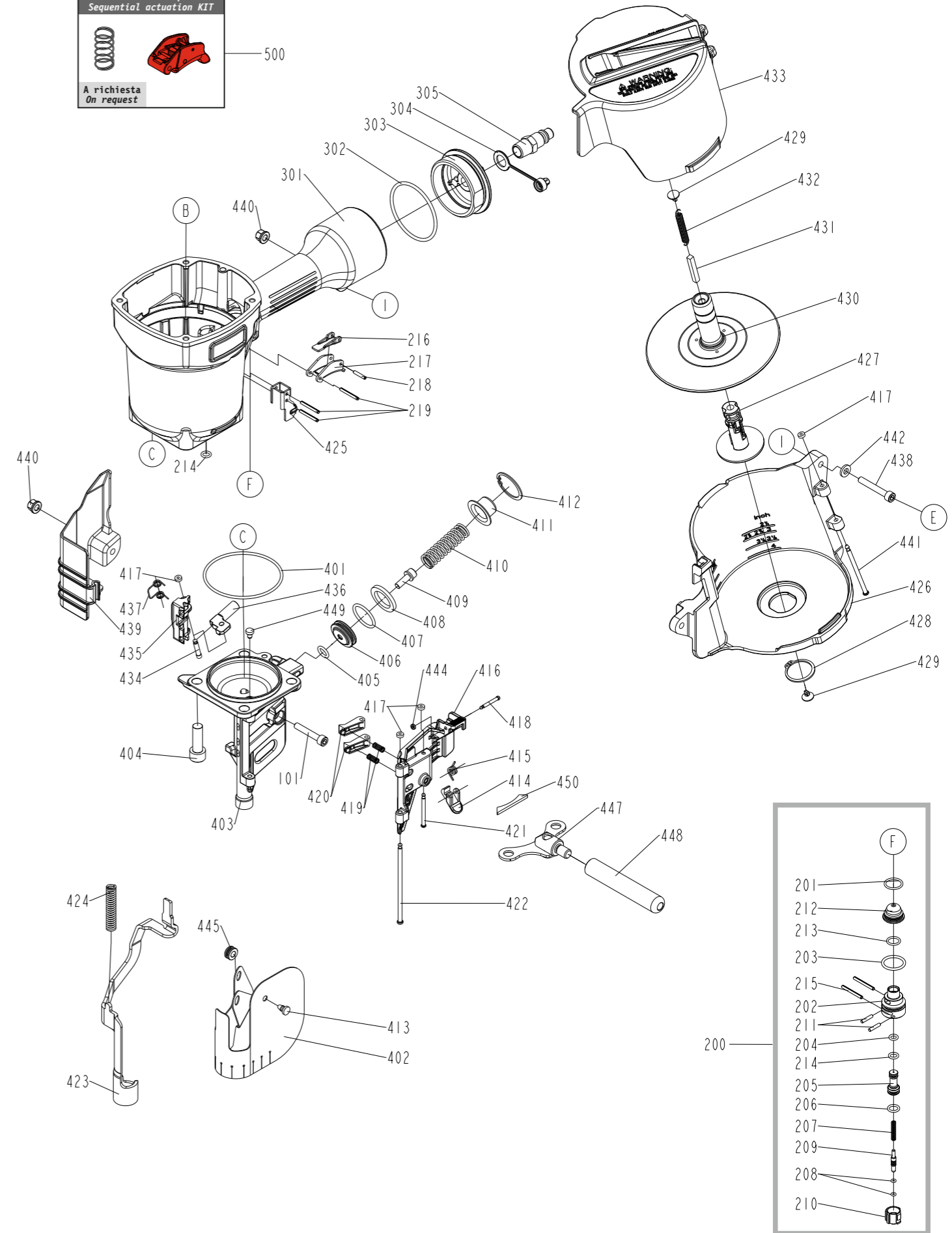


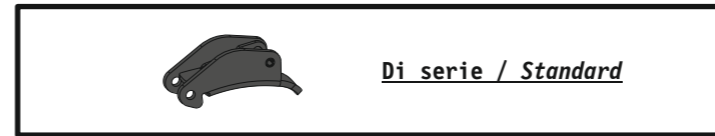

Note - Notes - Hinweise - Remarques - Notas - Σημειώσεις - Observações - Opmerkingen - Notlar

Parti di ricambio - Spare parts - Ersatzteile - Pièces de rechange - Piezas de repuesto
Ανταλλακτικά - Partes sobresselentes - Wisselstukken - Reservedele

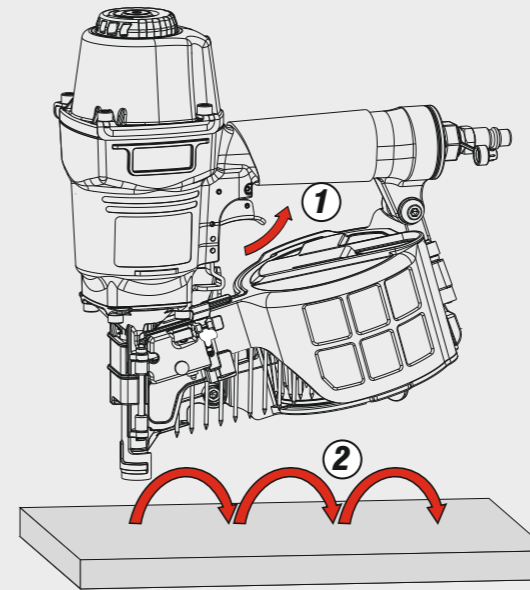


Kit azionamento Sequenziale
 Sequential actuation KIT
 A richiesta
 On request

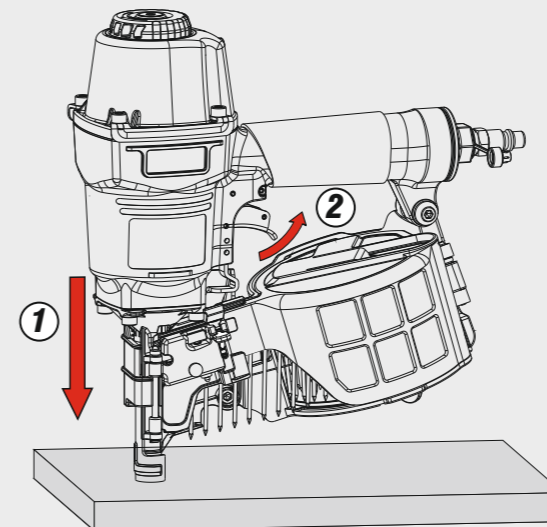




Azionamento a contatto
 Contact actuation



Oppure - Or



Azionamento sequenziale singolo
 Single sequential actuation

